

NEWLINE



HYDRA

ACRYLIC & TILE SHOWERS

April 2011



Exclusive to Carters

www.carters.co.nz

CARTERS 
Your **Building** Partner

HYDRA

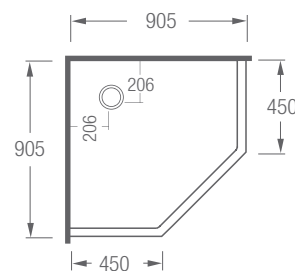
ACRYLIC SHOWERS

Supplied with Newline Acrylic Tray & Wall



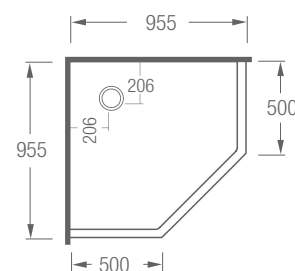
Hydra Acrylic 905 Angle Corner

905 x 905mm x 1920mm overall
High Profile Sill: 90mm



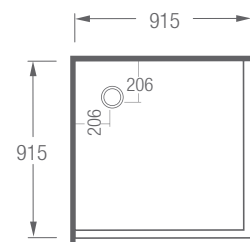
Hydra Acrylic 955 Angle Corner

955 x 955mm x 1885mm overall
Low Profile Sill: 55mm



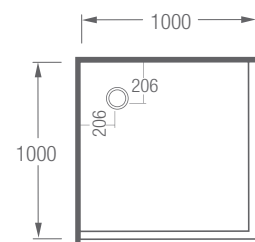
Hydra Acrylic 915 2-Sided

915 x 915mm x 1885mm overall
Low Profile Sill: 55mm



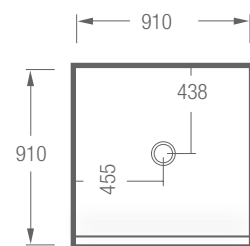
Hydra Acrylic 1000 2-Sided

1000 x 1000mm x 1885mm overall
Low Profile Sill: 55mm



Hydra Acrylic 910 3-Sided

910 x 910mm x 1885mm overall
Low Profile Sill: 55mm
NB. Moulding cannot be on rear wall



Exclusive to Carters

CARTERS
Your Building Partner

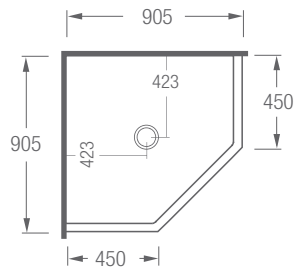
TILE SHOWERS

Premade and Custom

Supplied with Newline ProFinish Tile Tray System

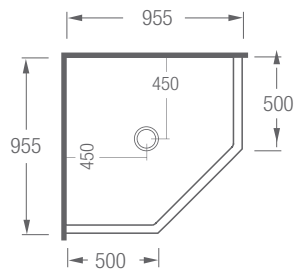
Hydra Tile 905 Angle Corner

905 x 905mm x 1890mm overall
(plus tile thickness)
Custom options



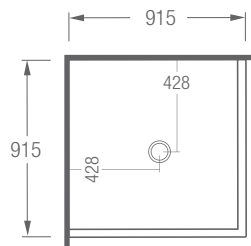
Hydra Tile 955 Angle Corner

955 x 955mm x 1890mm overall
(plus tile thickness)
Custom options



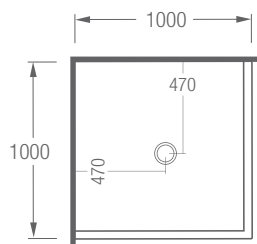
Hydra Tile 915 2-Sided

915 x 915mm x 1890mm overall
(plus tile thickness)
Custom options



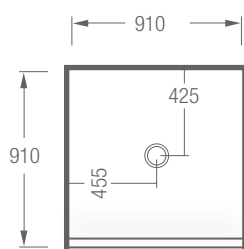
Hydra Tile 1000 2-Sided

1000 x 1000mm x 1890mm overall
(plus tile thickness)
Custom options



Hydra Tile 910 3-Sided

910 x 910mm x 1890mm overall
(plus tile thickness)
Custom and Level Entry Options



Hydra Glass Door & Return

- MADE IN NEW ZEALAND
- 6MM SAFETY GLASS to NZ standards
- STANDARD door height 1830mm
- FRAMELESS PIVOT door
- WHITE powder coated frame
- CHROME upgrade available (at additional cost)
- SPLASHSAFE full length door seals
- SOFT CLOSE magnetic door seals
- DOOR RADIUS 540mm
- FRAME REVERSIBLE to allow for easy installation

Newline Acrylic Tray & Walls

- MADE IN NEW ZEALAND
- aquaCHECK Corner Drain System
- aquaCHECK Air Gap Spacer between walls and shower tray
- ONE PIECE Acrylic wall lining
- MOULDED wall standard, flat wall option available
- NEO ANGLE Showers have MAXIMUM INTERNAL SPACE with extra wide side panels
- LOW PROFILE tray 55mm
- MOULDED tread pattern on tray
- Supplied with NEWLINE EASY CLEAN WASTE
- NO SILICONE is required inside the shower unit
- GLUE and SEALANT pack included *NB. Warranty void if recommended glue and sealant not used*
- All dimensions from outer edge of tray nominal
- HYDRA Acrylic Showers are WARRANTED FOR 5 YEARS from date of purchase

Newline ProFinish™ Tile Tray System

- MADE IN NEW ZEALAND
- SILL HEIGHT: 60mm
- SILL WIDTH: 60mm
- PROFINISH™ Tray simply glues to the floor
NB. Must be installed on a clean, flat, even surface
- GUARANTEED continuous slope to waste
- FLEXIBLE waste position. (Waste not included)
- NO TIME wasted waiting for sand and cement screed to dry
- SIMPLIFIES the Resource Consent process
- NO need for expensive structural floor changes
- MANUFACTURED from light weight rigid polyurethane
- ACOUSTICALLY superior to sand and cement
- The NEWLINE PROFINISH™ Tray will hold it's form and shape for 20 years if protected from moisture by an approved waterproofing membrane which has been applied by an approved waterproofing applicator
- GLUE and SEALANT Pack included *NB. Warranty void if recommended glue and sealant not used*
- All dimensions from the outer edge of untilled tray nominal
- Tile thickness will affect overall height and depth of shower
- CUSTOM options available

Newline ProFinish™ Tile Tray System Material Properties & Testing

- Manufactured from light weight rigid polyurethane
- Compressive strength – 229kg to create 1mm of deflection, 2193kg to create 2mm of deflection
- Cyclic testing – 36589 cycles (4 showers a day for 25 years) were carried out to simulate the use of the tray as a waterproofing substrate in a shower – ‘No visual failures were observed to the applied waterproof membrane or ProFinish™ Tray’.
- Elongation to tensile failure >3mm

Approved Waterproofing Specialists

Listed below are waterproofing companies that have approved the Newline ProFinish™ Tile Tray System for use with their waterproofing system.

NB. Warranties may change please check with the manufacturer for specific terms & conditions.

ARDEX:

WPM001, WPM300, Hydro Epoxy

ASA/BOSTICK:

Dampfix 2, 3 Dampfix PU

CONSTRUCTION CHEMICALS NZ LTD:

Hydrathane, Liquid Flash, 2 pack

EQUUS INDUSTRIES LTD:

Chevaline Dexx

FLEXCO NEW ZEALAND LTD:

Miracryl 2 - Part, Flexi-Seal

HB FULLER:

WPM 101

JAYDEX INTERNATIONAL LTD:

Elastik

KERAKOLL:

Idrobuild

LATICRETE:

Laticrete 9235

MAPEI:

Mapegum, WPS, Mapelastic

MARSHALL WATERPROOFING:

Protecto Wrap AFM/WM

PROTECTIVE SURFACES:

Strataflex


WET-SEAL:

Must be applied by licenced trained applicators

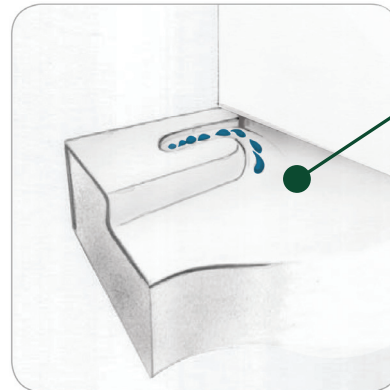
Warranty

For full conditions refer to the Warranty supplied with product.

Patented aquaCHECK™ Technology



Provides protection against
water leakage.



Patented Corner
Drain, designed
to prevent potential
leakage



Patented Air Gap
Spacer designed
to prevent
capillary action

Easy Clean Waste

Convenient easy clean
waste system. Side and
top entry for use with
acrylic trays



(Top Entry)

Please Note: Product range and design may be subject to change without notice.

Warranty: For full conditions refer to the warranty supplied with the product.

Manufactured in NZ by: Newline Bathroomware Ltd, 62A-64 Diana Drive, Glenfield, Auckland.

Email: info@newline.co.nz Ph: 09 444 2053 Fax: 09 443 0044 Freephone: 0508 639 5463

CARTERS
Your Building Partner