

NEWLINE



ACRYLIC SHOWERS



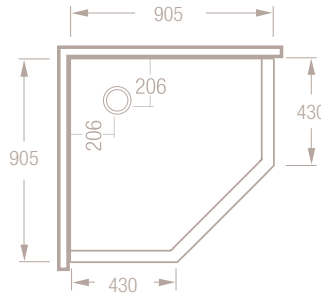
Oceania Acrylic Showers Exclusive to Plumbing World





### Oceania 905 Angle Corner

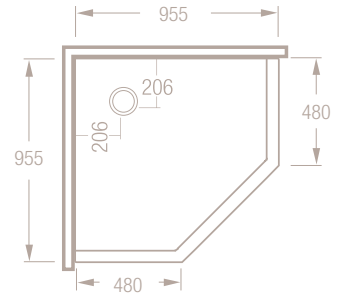
905 x 905mm x 1925mm overall  
**High Profile Sill: 95mm**  
 Door Radius: 510mm



SKU: OCN-NLN 905A \*WH (F/Wall)  
 OCN-NLN 905AM \*WH (M/Wall)

### Oceania 955 Angle Corner

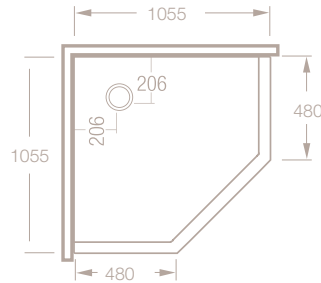
955 x 955mm x 1885mm overall  
**Low Profile Sill: 55mm**  
 Door Radius: 510mm



SKU: OCN-NLN 955A \*WH (F/Wall)  
 OCN-NLN 955AM \*WH (M/Wall)

### Oceania 1055 Angle Corner

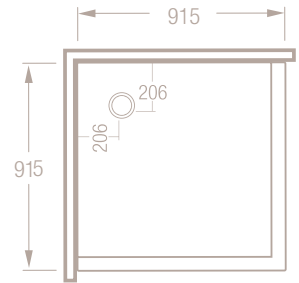
1055 x 1055mm x 1885mm overall  
**Low Profile Sill: 55mm**  
 Door Radius: 590mm



SKU: OCN-NLN 1055A \*WH (F/Wall)  
 OCN-NLN 1055AM \*WH (M/Wall)

### Oceania 915 2-Sided

915 x 915mm x 1885mm overall  
**Low Profile Sill: 55mm**  
 Door Radius: 665mm

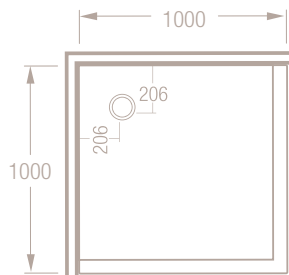


SKU: OCN-NLN 915 \*WH (F/Wall)  
 OCN-NLN 915M \*WH (M/Wall)



### Oceania 1000 2-Sided

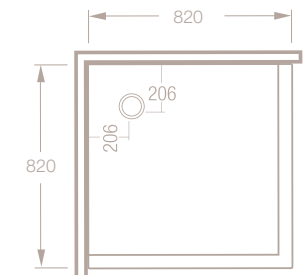
1000 x 1000mm x 1885mm overall  
**Low Profile Sill: 55mm**  
 Door Radius: 760mm



SKU: OCN-NLN 1000 \*WH (F/Wall)  
 OCN-NLN 1000M \*WH (M/Wall)

### Oceania 820 2-Sided

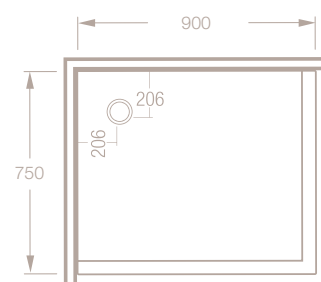
820 x 820mm x 1885mm overall  
**Low Profile Sill: 55mm**  
 Door Radius: 562mm



SKU: OCN-NLN 820 \*WH (F/Wall)  
 OCN-NLN 820M \*WH (M/Wall)

### Oceania 900 x 750 2-Sided A

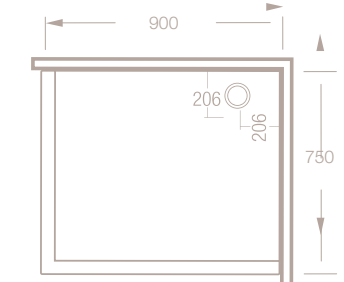
900 x 750mm x 1885mm overall  
**Low Profile Sill: 55mm**  
 Door Radius: 642 mm (900 Door)  
 542 mm (750 Door)



SKU: OCN-NLN 9/750 \*WH (F/Wall)  
 OCN-NLN 9/750M \*WH (M/Wall)

### Oceania 900 x 750 2-Sided B

900 x 750mm x 1885mm overall  
**Low Profile Sill: 55mm**  
 Door Radius: 642 mm (900 Door)  
 542 mm (750 Door)

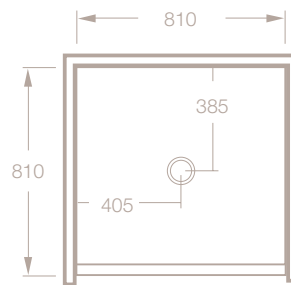


SKU: OCN-NLN 9/750 \*WH (F/Wall)  
 OCN-NLN 9/750M \*WH (M/Wall)



### Oceania 810 3-Sided

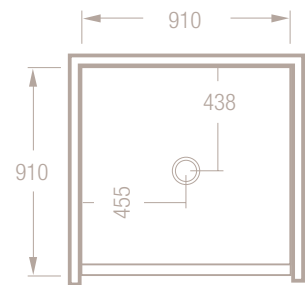
810 x 810mm x 1885mm overall  
 Low Profile Sill: 55mm  
 Door Radius: 685mm  
 NB: Moulding cannot be on back wall



SKU: OCN-NLN 810 'WH (F/Wall)  
 OCN-NLN 810M 'WH (M/Wall)

### Oceania 910 3-Sided

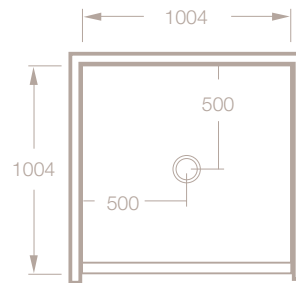
910 x 910mm x 1885mm overall  
 Low Profile Sill: 55mm  
 Door Radius: 685mm  
 NB: Moulding cannot be on back wall



SKU: OCN-NLN 910 'WH (F/Wall)  
 OCN-NLN 910M 'WH (M/Wall)

### Oceania 1004 3-Sided - Available 1st April 2010

1004 x 1004mm x 1885mm overall  
 Low Profile Sill: 55mm  
 Door Radius: 785mm



SKU: OCN-NLN 10/3 'WH (F/Wall)  
 OCN-NLN 10/3M 'WH (M/Wall)

## Moulded Wall




## All Oceania Acrylic Showers feature:

- **MADE IN NEW ZEALAND.**
- SPLASHSAFE full length door seal.
- STANDARD door height 1830mm.
- Drip channel on the door.
- 4mm SAFETY GLASS to New Zealand Standards.
- White powder coated frame.
- DOOR OPENING left or right.
- ONE PIECE Acrylic flat wall lining.
- MOULDED WALL available as optional upgrade at an additional cost.
- aquaCHECK Corner Drain System.
- aquaCHECK air gap spacer between walls and shower tray.
- NON-SLIP MOULDED tread pattern on tray.
- SUITS EASY CLEAN WASTE (not included)
- NO SILICONE is required inside the shower unit.
- OCEANIA Acrylic showers are warranted for 5 years from date of purchase.
- **Glue and sealant pack included.**

# Newline's Patented aquaCHECK™ technology provides protection against water damage

Patented Corner Drain, designed  
to prevent potential leakage



Patented Air Gap Spacer  
to prevent capillary action  
between tray and walls.



## Plumbing World branches

Kerikeri State Highway 10, Waipapa. Ph 09 401 6446

Whangarei 16 Okara Drive. Ph 09 430 4272

Whangaparaoa Karepiro Drive. Ph 09 424 9018

North Shore 26 Apollo Drive. Ph 09 477 0282

Henderson 140 Central Park Drive. Ph 09 839 0430

\*New Lynn 48 Portage Road. Ph 09 825 0063

\*Grey Lynn 40 Mackelvie Street. Ph 09 361 0238

Lunn Ave 50 Lunn Ave. Ph 09 574 0057

Manukau Cnr Ronwood Ave & Lambie Drive. Ph 09 277 1417

\*Takanini 7 Waimana Road. Ph 09 295 0016

Thames 324 Pollen Street. Ph 07 868 0010

Hamilton 16 King Street. Ph 07 846 8120

Tauranga 36 Birch Avenue. Ph 07 571 0206

Mt Maunganui 62 Hewletts Road. Ph 07 572 9008

Whakatane 7 Louvain Street. Ph 07 308 6989

Rotorua Cnr Old Taupo Road & Gilltrap Street. Ph 07 350 1800

Taupo 38 Nukuhau Street. Ph 07 376 0017

Gisborne Cnr Bright & Kahutia Streets. Ph 06 869 0068

New Plymouth Cnr Gill & High Streets. Ph 06 757 3017

Napier 46 Wakefield Street. Ph 06 843 0103

Hastings Cnr Warren and Albert Streets. Ph 06 870 6930

Palmerston North 309 Rangitikei Street. Ph 06 354 2150

Levin Main Road South. Ph 06 366 0018

Paraparaumu 118 Kapiti Road. Ph 04 296 6001

Masterton 421 Queen Street. Ph 06 370 0040

Lower Hutt 411-413 Cuba Street. Ph 04 576 4720

Upper Hutt 73 Montgomery Cres. Ph 04 527 2400

Porirua 79 Kenepuru Drive. Ph 04 238 0450

Wellington 45 Hopper Street. Ph 04 801 5423

Nelson 40 St. Vincent Street. Ph 03 545 6018

Blenheim Cnr Budge and Herbert Streets. Ph 03 520 9018

\*Greymouth 30 Johnston Street. Ph 03 769 9004

Rangiora 94 Todds Road. Ph 03 311 8021

Christchurch 104 Brisbane Street. Ph 03 366 7252

Papanui 12-14 Winston Avenue. Ph 03 341 0024

Ashburton Cnr Cass & Dobson Streets. Ph 03 307 5862

Timaru 16-18 Barnard Street. Ph 03 687 9039

\*Oamaru 5 Nen Street. Ph 03 434 0199

Dunedin 629 Princes Street. Ph 03 474 1089

Wanaka 20 Reece Crescent. Ph 03 443 5091

Queenstown 156 Glenda Drive. Ph 03 442 2501

Invercargill 90 Leet Street. Ph 03 211 0316

\*These branches are trade branches that do not have a showroom however they offer full customer services.

Some products are not on display in all branches.